

For Immediate Release

The Oakville, Milton and District Real Estate Board (OMDREB)

December 2011 Real Estate Market

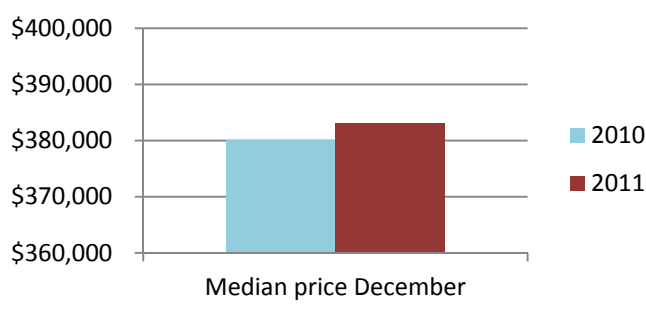
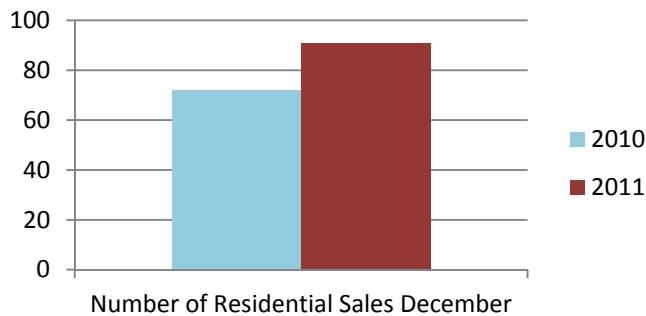
The Oakville, Milton
and District Real Estate Board

Your REALTOR® Connection

Re-Cap: Milton Market December 2011

Average Price: \$403,593

Median Price: \$383,000



Re-Cap Milton Market in December 2011

Average Price	Median Price
\$403,593	\$383,000
Residential Type	Units Sold by Type
Detached	39
Semi/Townhouse	41
Apartment/Condo	10
Detached sales in Milton	
Price Range	% of Sales by Price
\$300,001 - \$400,000	10%
\$400,001 - \$600,000	79%
\$600,001 - \$800,000	10%
Semi/Townhouse Sales in Milton	
Price Range	% of Sales by Price
\$200,000 - \$300,000	5%
\$300,001 - \$400,000	88%
\$400,000 - \$600,000	7%
Apartment/Condo Sales in Milton	
Price Range	% of Sales by Price
\$200,001 - \$300,000	0%
\$300,001 - \$400,000	100%

The average home price is found by adding the value of all sales and dividing by the number of homes. The median sale price is the midpoint of all sales.

Disclaimer: The information provided herein is deemed accurate but not guaranteed.

Source: Oakville, Milton and District Real Estate Board

For Immediate Release

The Oakville, Milton and District Real Estate Board (OMDREB)

December 2011 Real Estate Market

The Oakville, Milton
and District Real Estate Board

Your REALTOR® Connection

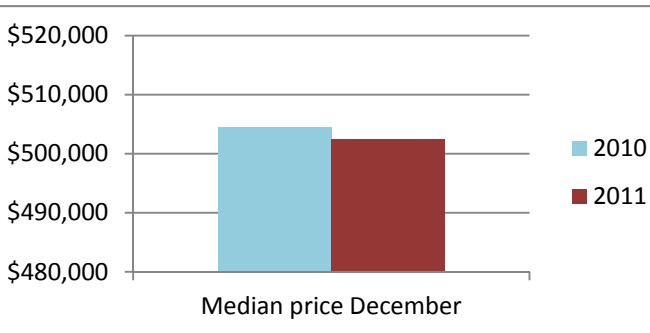
Re-Cap: Oakville Market December 2011

Average Price: \$574,721

Median Price: \$502,500



- Detached
- Semi/Townhouse
- Apartment/Condo



Re-Cap Oakville Market in December 2011

Average Price	Median Price
\$574,721	\$502,500
Residential Type	Units Sold by Type
Detached	73
Semi/Townhouse	33
Apartment/Condo	29
Detached sales in Oakville	
Price Range	% of Sales by Price
\$400,001 - \$600,000	38%
\$600,001 - \$800,000	29%
\$800,001 - \$1,000,000	19%
\$1,000,000 +	14%
Semi/Townhouse Sales in Oakville	
Price Range	% of Sales by Price
\$200,000 - \$300,000	6%
\$300,001 - \$400,000	27%
\$400,000 - \$600,000	61%
\$600,001 - \$800,000	6%
Apartment/Condo Sales in Oakville	
Price Range	% of Sales by Price
\$200,000 - \$300,000	55%
\$300,001 - \$400,000	24%
\$400,000 - \$600,000	14%
\$600,001 - \$800,000	7%

The average home price is found by adding the value

of all sales and dividing by the number of homes.

The median sale price is the

Disclaimer: The information provided herein is deemed accurate but not guaranteed.

Source: Oakville, Milton and District Real Estate Board